










TOP 10

Ways To Get Books for Your Students and Classroom

-  Shop the local Goodwill or other thrift shops for inexpensive books. Also try local dollar stores.
-  Request a local organization, church or service group to sponsor a book drive to collect new and gently used books for your organization.
-  Contact the local Boy or Girl Scouts office to put in a request for a book drive service project. You can also contact student activities offices at local high schools or colleges to get included on project lists.
-  Contact your local libraries, bookstores, toy stores, and other businesses. They may be willing to donate or sell at a discount older or overstocked books that they carry. Create an ongoing partnership so they will regularly set aside books for your program.
-  Visit garage/yard sales. Sellers may be willing to donate to your program and/or reduce book costs near end of the sale.
-  Create a Wish List of the books you'd like donated to your program. Whenever you send out a newsletter or e-mail, include the list. This makes an especially effective appeal during the holidays.
-  Host an event where the "admission" is a new or gently used book. Event ideas include a reading night, open house or even graduation celebration.
-  Create a book swap. Staff and students (along with family and friends) can bring in books they have previously read to swap with others.
-  Try online sources for free books to read on the computer, including Google Book Search.
-  Don't forget to use the library! Teachers can get assistance in accessing multiple copies of the same book for classroom reading.