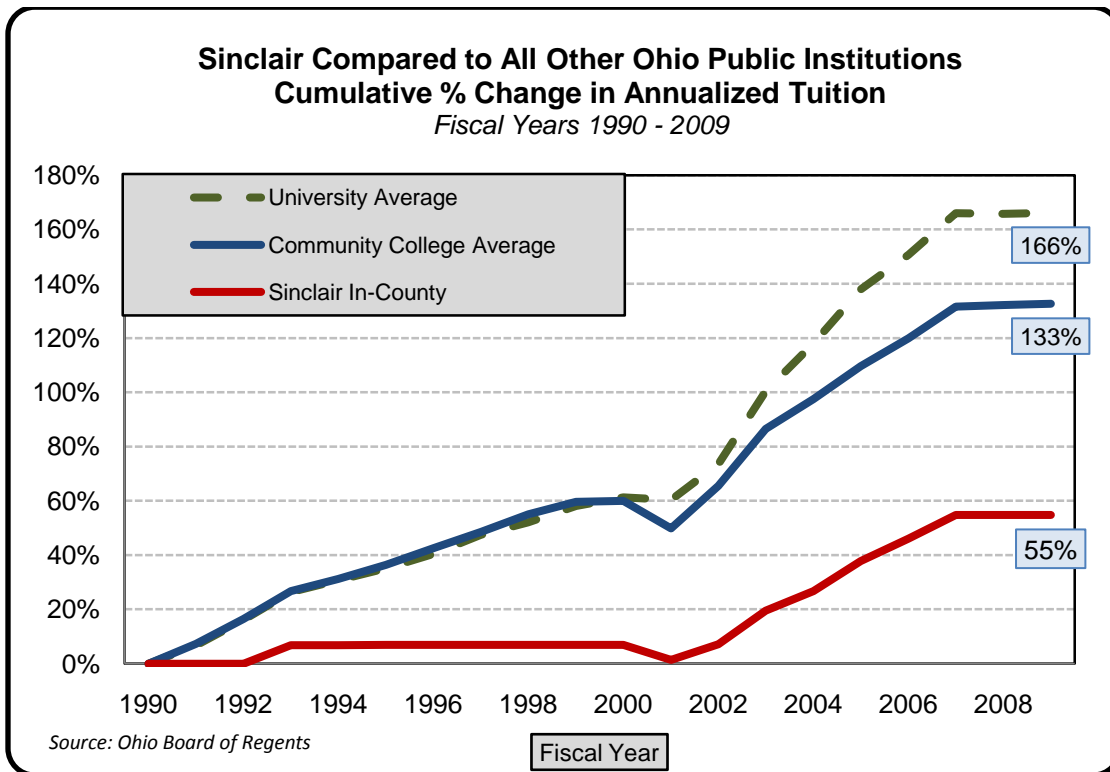


Facts about Sinclair's Tuition and Fees

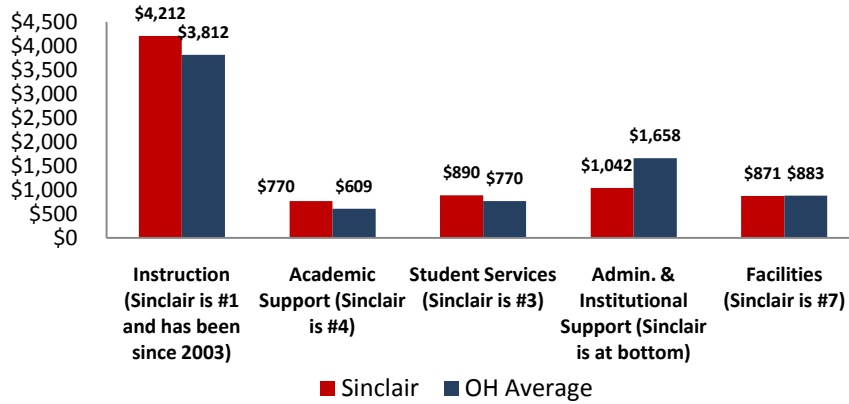
Sinclair has a long commitment to ensuring access by maintaining affordability. Excluding the current fiscal year, the college had not increased tuition 12 out of the last 19 years, holding tuition at zero increase before it was popular to do so or mandated by the state. The college's general fee of \$3.50 has not been increased since 1986. As a result of these actions, and shown in the chart below, Sinclair's tuition over the past twenty years has increased at a much lower rate than the average of both Ohio public universities and community colleges.



Sinclair has already implemented efficiencies leading to savings that have been reinvested in important programs and student services. Sinclair delivered double the level of financial efficiencies required by the state in 2008 and 2009 per HB 119. Relative to other community colleges, much more of Sinclair's spending goes directly to instruction, academic support and student services. Conversely, Sinclair's administrative overhead per FTE student is well below the state average, as illustrated in the charts below.

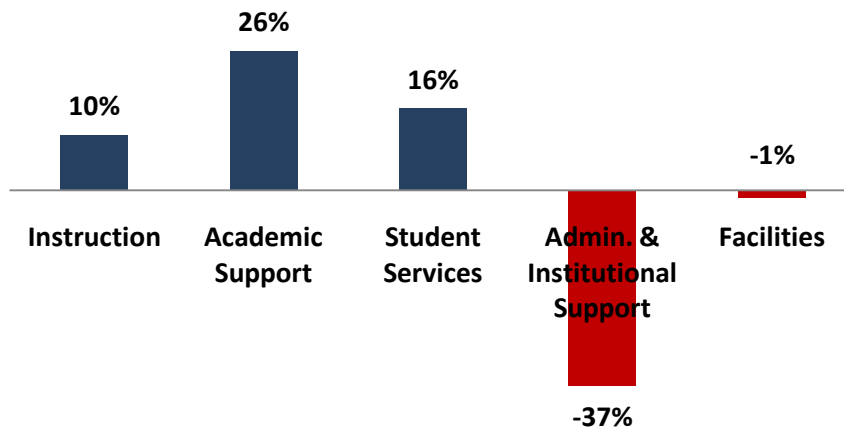
Sinclair Spending Priorities per FTE Student

as Compared to Ohio Community College Average
(FY 2008)



Sinclair Spending Priorities per FTE Student

as Compared to Ohio Community College Average
Percent Above and Below the OH Average
(FY 2008)



Sinclair is currently phasing in a modest fee increase.

The Technology and Student Success Services Fee will help pay for the rising cost of technology and student success programs, services, and systems that directly benefit all Sinclair students. The technology and student success services fee is being phased in over a two-year period starting in FY 2011 at a rate of \$3.00 per credit hour each year. **Even with this increase, Montgomery County residents would continue to pay the lowest total tuition and general fees in the state at \$2,365 annually.**

The out-of-county surcharge assessed to non-Montgomery County residents is being raised to maintain a balance in differentiation between in- and out-of-county tuitions. The out-of-county surcharge would be implemented starting in FY 2011, at a rate of \$1.00 per quarter credit hour.

It must be stressed that even with the implementation of these fee adjustments, Sinclair students will continue to pay among the lowest tuition and fee rates in the state. As shown in the tables below, Sinclair's in-county rate will continue to be the lowest, while the out-of-county rate will be at about the community college sector average. Sinclair continues to maintain its commitment to access through affordability even with these changes.

| Sinclair's In-County Tuition Compared to Ohio Community Colleges (sorted low to high) | |
|--|-------------------------------|
| Institution | FY 2010 Annualized |
| Sinclair - current as of Spring 2010 | \$2,095 |
| Sinclair - with special fee fully implemented (after 2 years) | \$2,365 |
| Cuyahoga | \$2,416 |
| Lorain County | \$2,483 |
| Jefferson | \$2,700 |
| Lakeland | \$2,819 |
| Owens State | \$3,278 |
| Southern State | \$3,390 |
| Clark State | \$3,566 |
| Edison State | \$3,570 |
| Central Ohio | \$3,600 |
| Rio Grande | \$3,610 |
| North Central State | \$3,634 |
| Columbus State | \$3,638 |
| Washington State | \$3,638 |
| Hocking | \$3,669 |
| Marion | \$3,716 |
| Terra State | \$3,735 |
| Belmont | \$3,784 |
| Cincinnati State | \$3,867 |
| Stark State | \$3,874 |
| Zane State | \$3,915 |
| Northwest State | \$3,990 |
| Rhodes State | \$4,229 |
| <i>Source: OBR Fall 2009 Survey</i> | |

| Sinclair's Out-of-County Tuition Compared to Ohio Community Colleges (sorted low to high) | |
|--|-------------------------------|
| Institution | FY 2010 Annualized |
| Jefferson | \$2,880 |
| Lorain County | \$2,990 |
| Cuyahoga | \$3,194 |
| Owens State | \$3,278 |
| Southern State | \$3,390 |
| Sinclair - current as of Spring 2010 | \$3,422 |
| Lakeland | \$3,447 |
| Clark State | \$3,566 |
| Edison State | \$3,570 |
| Central Ohio | \$3,600 |
| North Central State | \$3,634 |
| Columbus State | \$3,638 |
| Washington State | \$3,638 |
| Hocking | \$3,669 |
| Marion | \$3,716 |
| Terra State | \$3,735 |
| Sinclair - with special fee fully implemented (after 2 years) | \$3,737 |
| Belmont | \$3,784 |
| Cincinnati State | \$3,867 |
| Stark State | \$3,874 |
| Zane State | \$3,915 |
| Northwest State | \$3,990 |
| Rio Grande | \$4,210 |
| Rhodes State | \$4,229 |
| <i>Source: OBR Fall 2009 Survey</i> | |

Please note: the comparison of Sinclair’s projected tuition after full implementation of the proposed special fee does not take into consideration potential increases in all of the other colleges’ tuition rates over the next two years. Consequently, Sinclair’s annualized tuition may compare even more favorably to other colleges’ at the end of the two-year implementation period.